



LOGIC PLUS™

RANGE INTRODUCTION

Logic Plus™ wiring devices from MK Electric have been designed to perfectly complement modern interiors, offering an unobtrusive and sophisticated look totally in keeping with today's design.

Technically, they exceed British Standard requirements with patented features that make these products the most advanced and safest available.

Logic Plus™ products are made from a high grade thermoset material which has an inherent antimicrobial property. In independent tests, the Logic Plus™ products were equal to, or exceeded, competitor 'Anti-Bac' products when tested for resistance to MRSA, E.Coli, Salmonella and Klebsiella pneumoniae.

They are easy to install and available through our extensive distributor network. The range is backed by MK's quality and reliability and provides the largest selection of wiring devices in any single range.

HOW TO SPECIFY

A Urea moulded Anti-Bacterial range of wiring accessories, designed with a soft curved edge and a chamfered top edge that prevents dust collection, whilst offering a slim unobtrusive appearance. Cable connections must be upward facing, with easy to identify white markings on a dark background and grouped in a straight line with captive terminal screws for ease of installation. All sockets to have a 3 pin operated shutter safety mechanism and double pole switching, with the contacts arranged such that the neutral pole makes before and breaks after the live pole to improve safety.

FEATURES & BENEFITS

TOTAL SAFETY

3-pin operated 'child resistant shutter system', which is designed to inhibit access to the electricity supply, unless all 3 pins of a standard British 13A plug are in position. Logic Plus™ products include an inherent antimicrobial property as a result of the high grade thermoset material used to manufacture.

UNRIVALLED QUALITY AND RELIABILITY

Products are made from the very best materials and production processes. All products are 100% tested.

QUICK AND EASY TO INSTALL

Features to ensure a quick and easy installation come as standard across the range, including in-line terminals, funnel entrances to terminals, backed out and captive screws and clear terminal markings.

EXTENSIVE RANGE

Outstanding selection of wiring devices providing a total solution.

20 YEAR GUARANTEE

Gives total peace of mind to you and your customers. (Up to 10 year guarantee on electronic products)



Technical Hotline
+44 (0)1268 563720

Logic Plus™

WIRING DEVICES
WHITE

CONTOURED TO BLEND INTO THE WALL

DOUBLE POLE SWITCHING
Switches both live and neutral (neutral makes first, breaks last) means added safety for the user

OPTIONAL NEON INDICATOR SHOWS WHEN SWITCH IS ON

3mm MINIMUM SWITCH CONTACT GAP

3-PIN "CHILD RESISTANT SHUTTER SYSTEM"
Designed to inhibit access to the electricity supply, unless all 3 pins of a standard British 13A plug are in position

HIGH GLOSS, HIGH QUALITY THERMOSET MATERIAL
Inherent antimicrobial properties, resists scratching, maintains appearance

TERMINAL SCREWS
Backed out and held captive within the terminal housing

TERMINAL MARKINGS
Clearly marked on all rear mouldings

IN-LINE TERMINALS
Allow wire to be cut stripped to the same length

FUNNEL ENTRANCE TO TERMINALS
Terminals are upwards facing to make installation easier


DUAL EARTH TERMINALS
Available for installations that require high integrity earthing



Comprehensive range of Part M compliant products including socket outlets with outboard rockers, wide rocker switches and graphite coloured frontplates



Combined TV, FM, DAB, satellite and telephone sockets save on installation time and space



Simple but effective screwless cord grip on connection units – securely holds the cable

Specification Notes



The 3 pin operated safety shutter makes Logic Plus™ sockets the safest available.



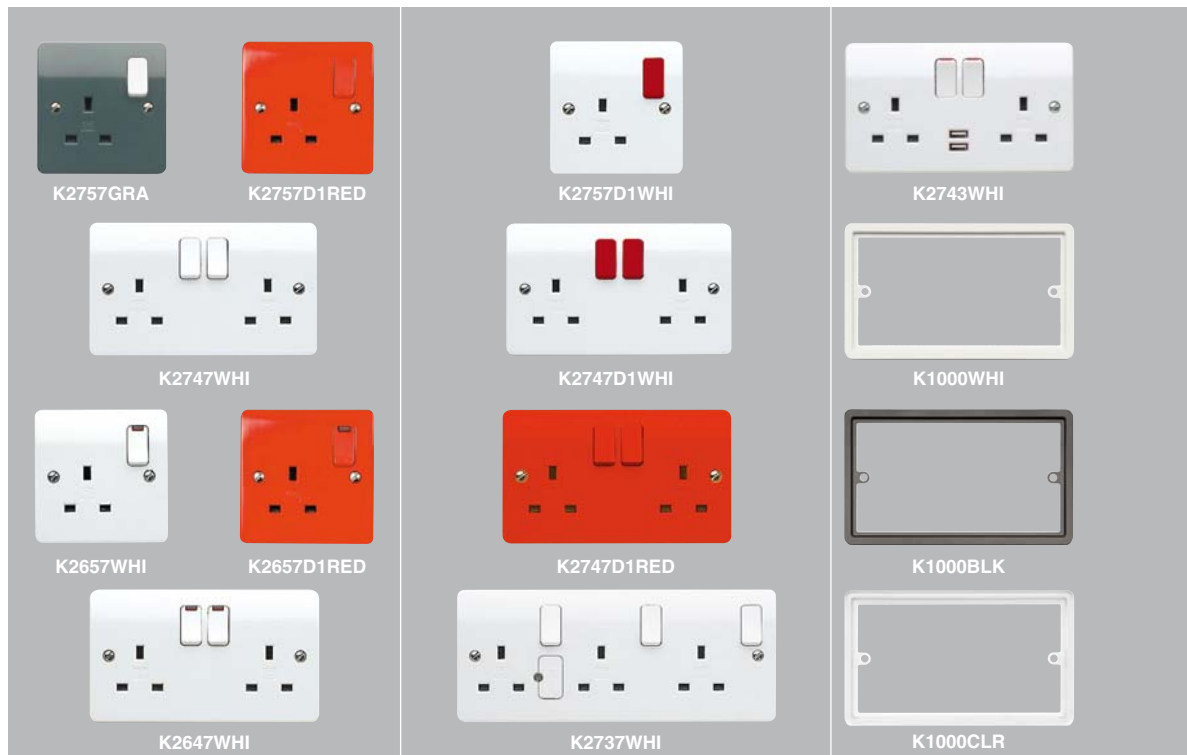
Many sockets are fitted with two earth terminals to provide high integrity earthing.



Terminals are grouped in-line with terminal screws backed out ready for easy wiring. Clear marking on dark background makes the terminals easily identifiable.

Switchsocket Outlets

FLUSH
13 AMP



K2757WHI	10	K2757D1WHI	10	K2743WHI	1
K2757GRA	10	1 GANG DP WITH RED ROCKER AND DUAL EARTH TERMINALS		K2743GRA	1
K2757D1RED	5	K2757D2WHI	10	2 GANG DP WITH 2 X USB CHARGING PORTS AND DUAL EARTH TERMINALS	
1 GANG DP WITH RED FRONTPLATE, RED ROCKER AND DUAL EARTH TERMINALS		1 GANG DP WITH GREEN ROCKER AND DUAL EARTH TERMINALS		K1000WHI	1
K2747WHI	50	K2747D1WHI	5	2 GANG 10MM WHITE PATRESS	
2 GANG DP		2 GANG DP WITH RED ROCKERS		K1000BLK	1
K2657WHI	10	K2747D1RED	5	2 GANG 10MM BLACK PATRESS	
K2657GRA	10	2 GANG DP WITH RED FRONTPLATE AND RED ROCKERS		K1000CLR	1
1 GANG DP WITH NEON AND DUAL EARTH TERMINALS		K2737WHI	5	2 GANG 10MM CLEAR PATRESS	
K2657D1RED	5	3 GANG DP WITH DUAL EARTH TERMINALS		MOUNTING BOXES	
1 GANG DP WITH RED FRONTPLATE, RED ROCKER, NEON AND DUAL EARTH TERMINALS		HIGH INTEGRITY EARTHING		FLUSH 25MM	
K2647WHI	5	K2757, K2657, K2743 and K2737		886ZIC	
2 GANG DP WITH NEONS		Fitted earth terminals to provide a double earth facility for use when installations require a high integrity protective connection as specified within BS 7671 IET Wiring Regulations		FLUSH 47MM (for extra wiring space)	
MOUNTING BOXES		K2737		887ZIC	
FLUSH 25MM	3 GANG: K2153WHI	13A fuse protects all three outlets		BS 5733:2010	
1 GANG: 861ZIC	DIMENSIONS			K2743WHI	
2 GANG: 862ZIC	1 GANG: 86 x 86mm			Features 2 USB charging sockets, each capable of supporting 2A charge (total of 2A)	
FLUSH 35MM (for extra wiring space)	2 GANG: 86 x 146mm			K1000WHI, K1000BLK, K1000CLR	
1 GANG: 886ZIC	3 GANG: 86 x 206mm			Patresses for use where existing back box is too shallow	
2 GANG: 886ZIC	FIXING CENTRES				
3 GANG: K863	1 GANG: 60.3mm				
SURFACE	2 GANG: 120.6mm				
1 GANG: K2140WHI	3 GANG: 180.9mm				
2 GANG: K2142WHI	BS 1363 Pt 2:1995				



Technical Hotline
+44 (0)1268 563720

Logic Plus™

WIRING DEVICES
WHITE

WITH OUTBOARD
ROCKERS
FLUSH
13 AMP



K2746WHI



K2746GRA



K2476WHI



K2476GRA



K2746D1WHI



K2746D1RED



K2746D2WHI



- K2746WHI** 10
- K2746GRA** 10
- 2 GANG DP
WITH OUTBOARD ROCKERS
AND DUAL EARTH TERMINALS
- K2746CEWHI** 10
- 2 GANG DP
WITH OUTBOARD ROCKERS
AND 'CLEAN EARTH' FACILITY
- K2476WHI** 10
- K2476GRA** 10
- 2 GANG DP
WITH OUTBOARD ROCKERS
DUAL EARTH AND NEONS
- K2476CEWHI** 10
- 2 GANG DP
WITH OUTBOARD ROCKERS,
NEONS AND 'CLEAN EARTH'
FACILITY

K2746CEWHI & K2476CEWHI
Provided with facility for 'clean earth' connection
DIMENSIONS

86 x 146mm
FIXING CENTRES
120.6mm

BS 1363 Pt 2:1995

HIGH INTEGRITY EARTHING

Fitted earth terminals to provide a double earth
facility for use when installations require a high
integrity protective connection as specified within
BS 7671 IET Wiring Regulations

- K2746D1WHI** 10
- K2746D1RED** 10
- 2 GANG DP
WITH RED OUTBOARD
ROCKERS AND DUAL
EARTH TERMINALS
- K2746CED1RED** 10
- 2 GANG DP WITH RED
OUTBOARD ROCKERS
WITH CLEAN EARTH
FACILITY
- K2476D1WHI** 10
- K2476D1RED** 10
- 2 GANG DP
WITH RED OUTBOARD
ROCKERS, NEONS AND
DUAL EARTH TERMINALS
- K2746D2WHI** 10
- 2 GANG DP
WITH GREEN OUTBOARD
ROCKERS AND DUAL
EARTH TERMINALS

DIMENSIONS

86 x 146mm
FIXING CENTRES
120.6mm

BS 1363 Pt 2:1995

RCD PROTECTED
FLUSH
13 AMP

FILTERED
FLUSH
13 AMP



K6231WHI



K6233WHI



K6300WHI



K6303WHI



K1816WHI



K1826WHI



K1800WHI

K6231WHI 1
2 GANG SP
30mA RATED TRIPPING
CURRENT
ACTIVE CONTROL CIRCUIT
K6233WHI 1
2 GANG SP
30mA RATED TRIPPING
CURRENT
PASSIVE CONTROL CIRCUIT

MOUNTING BOXES
FLUSH

886ZIC – 35mm deep

SURFACE

K2140WHI – 30mm deep

EARTH PIN OPERATED SHUTTER

These a.c. and pulsating d.c. fault current sensitive products have up to 15mm thick frontplates and are suitable for boxes with 30mm min. depth and supply voltages of 240V 50Hz.

A 25mm deep box (862ZIC) can be used but conduit entry is restricted.

Refer to Sentrysocket section, page 288, for more information on active and passive control circuits.

DIMENSIONS

86 x 146mm

FIXING CENTRES

120.6mm

BS 7288:1990

All units are a.c. and pulsating d.c. fault current sensitive devices.

Maximum total load 13A

K6300WHI 1
1 GANG DP
30mA RATED TRIPPING
CURRENT ACTIVE
CONTROL CIRCUIT
K6303WHI 1
1 GANG DP
30mA RATED TRIPPING
CURRENT PASSIVE
CONTROL CIRCUIT

MOUNTING BOXES
FLUSH

886ZIC – 35mm deep

SURFACE

K2140WHI – 30mm deep

EARTH PIN OPERATED SHUTTER

These a.c. and pulsating d.c. fault current sensitive products have up to 15mm thick frontplates and are suitable for boxes with 30mm min. depth and supply voltages of 240V 50Hz.

A 25mm deep box (862ZIC) can be used but conduit entry is restricted.

Refer to Sentrysocket section, page 288, for more information on active and passive control circuits.

DIMENSIONS

86 x 146mm

FIXING CENTRES

120.6mm

BS 7288:1990

All units are a.c. and pulsating d.c. fault current sensitive devices.

Maximum total load 13A

K1816WHI 1
2 GANG DP
SPIKE
K1826WHI 1
2 GANG DP
SPIKE AND RFI
K1800WHI 5
REPLACEMENT FILTER
CASSETTE

MOUNTING BOXES

FLUSH

886ZIC

SURFACE

K2172WHI

K1816

Provides filtering to reduce voltage spikes only.

K1826

Provides two way filtering to reduce voltage spikes and radio frequency interference on the mains. Protected by thermal cut-out.

BS 5733:2010



Technical Hotline
+44 (0)1268 563720

Logic Plus™

WIRING DEVICES
WHITE

Multimedia Plates

FLUSH
13 AMP



K2741WHI



K2740WHI

Switchsocket Outlets

NON STANDARD
FLUSH
13 AMP



K1257WHI



K1246WHI



K1257D1WHI



K1246D1WHI

ROUND PIN
FLUSH



K2891WHI



K2893WHI



K2493WHI

K2741WHI 1
2 GANG DP
COMBINATION PLATE
WITH 4 X EURO APERTURE

K2740WHI 1
4 GANG DP
COMBINATION PLATE WITH
TV/FM/DAB/SAT X 2 QUAD,
TV, TELEPHONE AND
4 X EURO APERTURE

MOUNTING BOXES

FLUSH 35MM
2 GANG: 857ZIC*
4 GANG: 853ZIC*

FLUSH 47MM
2 GANG: 858ZIC*
4 GANG: 854ZIC*

DIMENSIONS

K2741: 173 x 146mm
K2740: 173 x 294mm
BS 1363 Pt 2:1995

* Provides segregation between power and TV/FM/SAT/DAB/
Euro Module sections

K1257WHI 10
1 GANG DP

K1246WHI 5
2 GANG DP

K1257D1WHI 10
1 GANG DP
WITH RED ROCKER

K1246D1WHI 5
2 GANG DP
WITH RED ROCKERS

K1246D1RED 5
2 GANG DP
WITH RED FRONTPLATE
AND RED ROCKERS

MOUNTING BOXES

FLUSH 25MM
1 GANG: 861ZIC
2 GANG: 862ZIC

FLUSH 35MM (for extra wiring space)
1 GANG: 866ZIC, 2 GANG: 866ZIC

SURFACE

1 GANG: K2140WHI, 2 GANG: K2142WHI

These products are provided with facilities for 'clean earth'
connection and are suitable for non standard plugs with 'T'
shaped earth pin. See page 240.

DIMENSIONS

1 GANG: 86 x 86mm
2 GANG: 86 x 146mm

FIXING CENTRES

1 GANG: 60.3mm
2 GANG: 120.6mm

BS 1363 Pt 2:1995 where relevant

K2891WHI 10
1 GANG

5A DP SHUTTERED

K2893WHI 10
1 GANG

15A DP SHUTTERED

K2493WHI 10
1 GANG

15A DP SHUTTERED
WITH NEON

MOUNTING BOXES

FLUSH
861ZIC (25mm)
866ZIC (35mm for extra wiring space)

SURFACE

K2140WHI

DIMENSIONS

86 x 86mm

FIXING CENTRES

60.3mm
BS 546:1950

Socket Outlets

FLUSH
13 AMP

ROUND PIN
FLUSH

127V
FLUSH
15 AMP
(NON UK)



K780WHI



K781WHI



K781RED



K770WHI



K771WHI



K772WHI



K2251WHI



K2252WHI

K780WHI 10
1 GANG

K781WHI 5
2 GANG

K781RED 5
2 GANG

WITH DUAL EARTH
TERMINALS

MOUNTING BOXES
FLUSH 25MM

1 GANG: 861ZIC

2 GANG: 862ZIC

FLUSH 35MM

(for extra wiring space)

1 GANG: 866ZIC

2 GANG: 886ZIC

SURFACE

1 GANG: K2140WHI

2 GANG: K2142WHI

K781 is fitted with two earth terminals to provide a double earth facility for use when installations require a high integrity protective connection as specified within BS 7671 IET Wiring Regulations

DIMENSIONS

1 GANG: 86 x 86mm

2 GANG: 86 x 146mm

FIXING CENTRES

1 GANG: 60.3mm

2 GANG: 120.6mm

BS 1363: Pt2:1995

K770WHI 10

1 GANG
2A SHUTTERED

K771WHI 10

1 GANG
5A SHUTTERED

K772WHI 10

1 GANG
15A SHUTTERED

MOUNTING BOXES

FLUSH

861ZIC (25mm)

866ZIC

(35mm for extra wiring space)

SURFACE

K2140WHI

DIMENSIONS

86 x 86mm

FIXING CENTRES

60.3mm

BS 546:1950

K2251WHI 10

1 GANG
SHUTTERED
(NON UK)

K2252WHI 5

2 GANG
SHUTTERED
(NON UK)

MOUNTING BOXES

FLUSH 25MM

1 GANG: 861ZIC

2 GANG: 862ZIC

FLUSH 35MM

(for extra wiring space)

1 GANG: 866ZIC

2 GANG: 886ZIC

SURFACE

1 GANG: K2140WHI

2 GANG: K2142WHI

DIMENSIONS

1 GANG: 86 x 86mm

2 GANG: 86 x 146mm

FIXING CENTRES

1 GANG: 60.3mm

2 GANG: 120.6mm

SASO 2204:2003



Technical Hotline
+44 (0)1268 563720

Logic Plus™

WIRING DEVICES
WHITE

Socket Outlets

2P + E
FLUSH
16 AMP
(NON UK)



K4150WHI



K4152WHI

Three Pole Fan Isolator

FLUSH
10 AMP



K4857WHI



K4859WHI



K4858



K2000

Shaver Socket Outlet



K700WHI

Shaver/Toothbrush Supply Units



K701WHI



K706WHI

K4150WHI

1 GANG
16A 250V
SHUTTERED
(NON UK)

K4152WHI

2 GANG
16A 250V
SHUTTERED
(NON UK)

MOUNTING BOXES

FLUSH 35MM

1 GANG: 866ZIC

2 GANG: 886ZIC

SURFACE

1 GANG: K2031WHI

2 GANG: K2172WHI

These products are not suitable for installation in 25mm boxes.

DIMENSIONS

1 GANG: 86 x 86mm

2 GANG: 86 x 146mm

FIXING CENTRES

1 GANG: 60.3mm

2 GANG: 120.6mm

IEC 60884-1:2006

10

5

K4857WHI

WITH SWITCHLOCK
AND PADLOCK

K4859WHI

WITHOUT SWITCHLOCK

K4858

SWITCHLOCK
FOR FAN ISOLATOR

K2000

PADLOCK

MOUNTING BOXES

FLUSH

3995ZIC

SURFACE

K2160WHI

For local isolation of fans with or without timers for repair or routine maintenance.

DIMENSIONS

86 x 86mm

FIXING CENTRES

60.3mm

BS EN 60669-2-4

1

10

10

1

K700WHI

SHAVER SOCKET OUTLET
200-250 VOLTS 50/60HZ

FUSED

INCORPORATES A SELF-RESETTING
OVERLOAD DEVICE, LIMITING
CURRENT TO 20VA.

MOUNTING BOXES

FLUSH

861ZIC

SURFACE

K2140WHI

Must not be installed in a bathroom or shower room.

DIMENSIONS

86 x 86mm

FIXING CENTRES

60.3mm

BS 4573:1970

1

K701WHI

SHAVER/TOOTHBRUSH
SUPPLY UNIT

DUAL VOLTAGE

115/230V OUTPUT
(220/240V 50/60HZ INPUT)

K706WHI

SHAVER/TOOTHBRUSH
SUPPLY UNIT

DUAL VOLTAGE

115/230V OUTPUT
(120/130V 50/60HZ INPUT)

(NON UK)

MOUNTING BOXES

FLUSH

878ZIC

SURFACE

K2172WHI

This design incorporates a double wound isolating transformer rated 20VA at 230 or 115 volts it meets BS EN 61558 making it safe for use in bathrooms. Insertion of a shaver/toothbrush plug automatically switches on by energising the primary side of the isolating transformer – removal automatically switches off. The transformer is protected against overload by an automatic solid state overload device with automatic resetting.

DIMENSIONS

146 x 86mm

FIXING CENTRES

120.6mm

BS EN 61558-2-5:1998

1

1

Features and Benefits



A screwless cord grip automatically clamps and securely holds the cable in connection units with base and front flex outlets



Switched units are double pole with neutral pole contacts 'making' before and 'breaking' after live contacts. Rockers with built-in indicators are available



When servicing or repairing appliances, fuse carriers remain attached to the frontplate when opened and can be padlocked for safety




An optional tamperproof screw on fuse carriers is particularly useful for appliances in public areas



In-line terminals, backed out captive terminal screws and clear marking make installation easy

Connection Units

SWITCHED 13 AMP



UNSWITCHED 13 AMP



- K330WHI** 10
- K330GRA** 10
DP WITH FLEX OUTLET IN BASE AND THICK FRONTPLATE
- K370WHI** 10
- K370GRA** 10
DP WITH NEON, FLEX OUTLET IN BASE AND THICK FRONTPLATE
- K370D1WHI** 10
DP WITH NEON, FLEX OUTLET IN BASE, THICK FRONTPLATE AND RED ROCKER
- K1030WHI** 10
DP WITH FRONT FLEX OUTLET

MOUNTING BOXES
K1030, K1040, K1060 and K1070
 FLUSH 866ZIC (35mm)
SURFACE
 K2031WHI
K330, K385 and K370
 FLUSH 866ZIC (35mm)
SURFACE
 K2140WHI
 All units are fitted with a 13A fuse-link to BS 1362. See page 222 for spare fuse-links.
 The fuse carrier can be locked in the open position by removing the fuse and using K2000 fuse carrier padlock

- K385WHI** 10
13A RCD CONNECTION UNIT 30mA PASSIVE AND THICK FRONTPLATE
- K1040WHI** 10
DP
- K1040KOWHI** 10
DP WITH TAMPERPROOF SCREW
- K1060WHI** 10
DP WITH NEON
- K1060D1WHI** 10
DP WITH NEON AND RED ROCKER
- K1070WHI** 10
DP WITH FRONT FLEX OUTLET AND NEON
- K1070D1WHI** 10
DP WITH FRONT FLEX OUTLET, NEON AND RED ROCKER
- K2000** 1
PADLOCK

K1030 and K1070 front flex outlet products cannot be mounted directly onto M1 Cable Box K2131WHI. A mounting frame K2134WHI will have to be used between the product and the box.
 Base entry frontplates are 12.5mm deep.
DIMENSIONS
 86 x 86mm
FIXING CENTRES
 60.3mm
 BS 1363 Pt 4:1995
K1040KO AND K337KO
 Key (3405ZIC) is supplied

- K337WHI** 10
WITH FLEX OUTLET IN BASE AND THICK FRONTPLATE
- K337KOWHI** 10
WITH FLEX OUTLET IN BASE, THICK FRONTPLATE AND TAMPERPROOF SCREW FOR FUSE CARRIER
- K377WHI** 10
WITH FLEX OUTLET IN BASE, NEON AND THICK FRONTPLATE

MOUNTING BOXES:
 FLUSH 866ZIC (35mm)
SURFACE
 K2140WHI
 All units are fitted with a 13A fuse-link to BS 1362. See page 222 for spare fuse-links.
 Base entry frontplates are 12.5mm deep. The fuse carrier can be locked in the open position by removing the fuse and using K2000 fuse carrier padlock.
DIMENSIONS
 86 x 86mm
FIXING CENTRES
 60.3mm
 BS 1363 Pt 4:1995
K1040KO AND K337KO
 Key (3405ZIC) is supplied



Technical Hotline
+44 (0)1268 563720

Logic Plus™

WIRING DEVICES
WHITE

Dual Switch

FLUSH
20 AMP



K5208WHI



K5207WHI

DP Switches

FLUSH
20 AMP



K5403WHI



K5423WHI



K5423WHWHI



K5423D1WHI

FLUSH
32 AMP



K5105WHI

MOULDED
FLUSH
50 AMP



K5205WHI



K5215CKWHI

METAL
50 AMP



K5230WHI



K5012WHI

K5208WHI
K5207WHI
WITH NEON

10
10

FOR CONTROLLING DUAL
IMMERSION HEATERS

MOUNTING BOXES

FLUSH

866ZIC (35mm)

SURFACE:

K2140WHI

Only mounting boxes with an earth terminal should be used.

These products are marked 'on' and 'off' against the one-way DP switch and 'sink' and 'bath' against the two-way SP switch.

DIMENSIONS

86 x 86mm

FIXING CENTRES

60.3mm

BS EN 60669-1:1999

K5403WHI
WITH FLEX OUTLET IN BASE

10

K5423WHI
WITH FLEX OUTLET IN BASE
AND NEON

10

K5423WHWHI
WITH FLEX OUTLET IN BASE,
NEON AND MARKED
'WATER HEATER'.

10

K5423D1WHI
WITH FLEX OUTLET IN BASE,
NEON AND RED ROCKER

10

MOUNTING BOXES:

FLUSH

866ZIC (35mm)

SURFACE

K2140WHI

K2031WHI (for extra wiring space)

Base entry frontplates are

12.5mm deep.

All switches are complete with earth terminals.

Not recommended for switching large banks of PCs.

DIMENSIONS

86 x 86mm

FIXING CENTRES

60.3mm

BS EN 60669-1:1999

K5105WHI
WITH NEON

1

K5105GRA
WITH NEON

1

MOUNTING BOXES:

FLUSH

866ZIC (6mm² conductors)

877ZIC (10mm² conductors)

SURFACE

K2140WHI (6mm² conductors)

K2031WHI (10mm² conductors)

Supplied with 8 self-adhesive plastic identification labels marked hob, fan, oven, water heater, shower, air conditioner, cooker and washing machine.

Not recommended for switching large banks of PCs.

DIMENSIONS

86 x 86mm

FIXING CENTRES

60.3mm

BS EN 60669-1:1999

K5205WHI
K5215WHI
WITH NEON

1

K5215CKWHI
WITH NEON
AND MARKED 'COOKER'

K5215SHWHI
WITH NEON
AND MARKED 'SHOWER'

MOUNTING BOXES:

FLUSH

886ZIC (6mm² conductors)

878ZIC (10mm² conductors)

SURFACE

K2172WHI

K5205WHI and **K5215WHI**

Supplied with 8 self-adhesive plastic identification labels marked hob, fan, oven, water heater, shower, air conditioner, cooker and washing machine.

Not recommended for switching large banks of PCs.

DIMENSIONS

86 x 146mm

FIXING CENTRES

120.6mm

BS EN 60669-1:1999

K5230WHI
WITH NEON
SURFACE MOUNTED

1

K5012WHI
WITH NEON
FLUSH MOUNTED

1

K5230

Supplied with mounting box. Earth terminal fitted on base of box. Not recommended for switching large banks of PCs.

DIMENSIONS

150 x 89 x 50mm

KNOCKOUTS

8 x 20mm

K5012

Not supplied with mounting box.

FLUSH

5120ALM

Supplied with earth terminals. Not recommended for switching large banks of PCs.

DIMENSIONS

178 x 165mm

BS EN 60669-1:1999

Cooker Connection Unit

45 AMP

Cooker Controls

 MOULDED
 FLUSH
 45 AMP

 MOULDED
 SURFACE
 45 AMP

 METAL
 FLUSH
 45 AMP

 METAL
 SURFACE
 45 AMP


K5045WHI



K5060WHI



K5040WHI



K5061WHI



K5041WHI



K5011WHI



K5001WHI

K5045WHI

10

MOUNTING BOX
FLUSH

 877ZIC (46mm)
 Supplied complete with terminal block, each terminal of which will accommodate up to two 10mm² conductors.

 Moulded cover plate,
 cable clamp included.

DIMENSIONS

86 x 86mm

FIXING CENTRES

60.3mm

BS EN 60670-22:2006

K5060WHI

1

 45A DP MAIN SWITCH
 AND 13A SWITCHSOCKET
 OUTLET

K5061WHI

1

 45A DP MAIN SWITCH
 AND 13A SWITCHSOCKET
 OUTLET WITH NEONS

MOUNTING BOXES
FLUSH
886ZIC (6mm² conductors)878ZIC (10mm² conductors)

Rotary operated shutter.

DIMENSIONS

86 x 146mm

FIXING CENTRES

120.6mm

BS 4177:1992

K5040WHI

1

 45A DP MAIN SWITCH
 AND 13A SWITCHSOCKET
 OUTLET

K5041WHI

1

 45A DP MAIN SWITCH
 AND 13A SWITCHSOCKET
 OUTLET WITH NEONS

 Supplied complete with mounting box
 and cable restraint.

Fitted with earth terminals.

Rotary operated shutter.

DIMENSIONS

86 x 146 x 60mm

BS 4177:1992

K5011WHI

1

 45A DP MAIN SWITCH
 AND 13A SWITCHSOCKET
 OUTLET WITH NEONS

MOUNTING BOX
FLUSH

5120ALM

Fitted with earth terminals.

Rotary operated shutter.

DIMENSIONS

178 x 165mm

BS 4177:1992

K5001WHI

1

 45A DP MAIN SWITCH
 AND 13A SWITCHSOCKET
 OUTLET WITH NEONS

 Supplied complete with
 mounting box.

Fitted with earth terminals.

Rotary operated shutter.

DIMENSIONS

156 x 144 x 67mm

KNOCKOUTS

5 x 25mm.



Two in each of top and bottom,

one in back.

BS 4177:1992

Plateswitches

NEON LOCATOR



K3041

FLUSH
10 AMP



K4870GRA



K4871WHI



K4872WHI



K4872GRA


FLUSH
10 AMP




K4875WHI



K4873WHI



K4874WHI



K4879WHI

FLUSH
20 AMP



K4870D2WHI



K4871D2WHI



K4872D2WHI



K4873D2WHI

FLUSH
10 AMP



K4878BWHI



K4878PWHI

K3041 5
NEON PLATESWITCH
LOCATOR
200-250V, 50HZ.
TUNGSTEN GLS LAMPS ONLY

Neon Plateswitch Locator is for use with any 1, 2 and 3 GANG Logic Plus™ plateswitches.

Used for location of switches in dark situations.

FIXING CENTRES
60.3mm

BS 5733:2010

K4870WHI 10
K4870GRA 10

1 GANG SP
ONE-WAY

K4871WHI 10

K4871GRA 10

1 GANG SP
TWO-WAY

K4872WHI 10

K4872GRA 10

2 GANG SP
TWO-WAY

MOUNTING BOXES
FLUSH

1, 2 & 3 GANG: 861ZIC
4 & 6 GANG: 862ZIC

SURFACE

1, 2 & 3 GANG: K2160WHI
4 & 6 GANG: K2161WHI

These switches do not have to be derated when used with fluorescent or inductive loads.

**K4871, K4872, K4873,
K4874, K4879**

These switches can be wired as either one-way or two-way.

K4875WHI 10
1 GANG
INTERMEDIATE

K4876WHI 10

1 GANG DP
ONE-WAY

K4873WHI 10

3 GANG SP
TWO-WAY

K4874WHI 5

4 GANG SP
TWO-WAY

K4879WHI 5

6 GANG SP
TWO-WAY

DIMENSIONS
1, 2 & 3 GANG: 86 x 86mm
4 & 6 GANG: 86 x 146mm

FIXING CENTRES
1, 2 & 3 GANG: 60.3mm
4 & 6 GANG: 120.6mm

BS EN 60669-1:1999

K4870D2WHI 10
1 GANG SP
ONE-WAY

K4871D2WHI 10

1 GANG SP
TWO-WAY

K4872D2WHI 10

2 GANG SP
TWO-WAY

K4873D2WHI 10

3 GANG SP
TWO-WAY

K4874D2WHI 5

4 GANG SP
TWO-WAY

K4875D2WHI 10

1 GANG INTERMEDIATE

MOUNTING BOXES
FLUSH

861ZIC

SURFACE

K2160WHI

DIMENSIONS

86 x 86mm

FIXING CENTRES

60.3mm

K4878BWHI 10
1 GANG SP
TWO WAY

PUSH SWITCH WITH
BELL SYMBOL

PUSH TO MAKE OR
BREAK

K4878PWHI 10

1 GANG SP
TWO WAY

PUSH SWITCH MARKED
'PRESS'

PUSH TO MAKE OR BREAK

MOUNTING BOXES
FLUSH

861ZIC

SURFACE

K2160WHI

DIMENSIONS

86 x 86mm

FIXING CENTRES

60.3mm

BS EN 60669-1:1999

Plateswitches

DP FLUSH
20 AMP



K4867WHI



K4868WHI

Lockable Fire Alarm Isolator Switch

DP FLUSH
20 AMP



K4780WHI

Architrave Switches

FLUSH
10 AMP



K4841WHI



K4842WHI



K4848BWHI



K4848PWHI

Wide Rocker Switches

FLUSH
10 AMP



K4781GRA



K4782GRA



K4783WHI



K4785WHI

K4867WHI 10
1 GANG DP
K4868WHI 10
2 GANG DP

MOUNTING BOXES
866ZIC
DIMENSIONS
86 x 86mm
FIXING CENTRES
60.3mm
BS EN 60669-1:1999

K4780WHI 1
20A DP LOCKABLE FIRE
ALARM ISOLATOR SWITCH

MOUNTING BOXES
866ZIC
DIMENSIONS
86 x 86mm
FIXING CENTRES
60.3mm
BS 60669-2-4:2005

K4841WHI 5
1 GANG SP
TWO-WAY
K4842WHI 5
2 GANG SP
TWO-WAY
K4848BWHI 5
1 GANG SP PUSH SWITCH
WITH BELL SYMBOL
PUSH TO MAKE OR BREAK
K4848PWHI 5
1 GANG SP PUSH SWITCH
MARKED 'PRESS'
PUSH TO MAKE OR BREAK

MOUNTING BOXES
FLUSH
1 GANG: 3921ZIC
2 GANG: 3922ZIC

SURFACE
1 GANG: k2151WHI
2 GANG: k2152WHI

These switches do not have to be derated when used with fluorescent or inductive loads.

K4841, K4842 These switches can be wired as either one-way or two-way.

DIMENSIONS
1 GANG: 86 x 32mm;
2 GANG: 146 x 32mm

FIXING CENTRES
1 GANG: 60.3mm;
2 GANG: 120.6mm
BS EN 60669-1:1999

K4781WHI 10
K4781GRA 10
1 GANG SP TWO-WAY
WITH WIDE ROCKER
K4782WHI 10
K4782GRA 10
2 GANG SP TWO-WAY
WITH WIDE ROCKERS
K4783WHI 10
3 GANG SP TWO-WAY
WITH WIDE ROCKERS
K4785WHI 10
K4785GRA 10
1 GANG SP INTERMEDIATE
WITH WIDE ROCKER
K4787WHI 10
1G 20A DP ONE-WAY
WITH WIDE ROCKER
K4788WHI 10
2 GANG DP WITH
WIDE ROCKER

MOUNTING BOXES
FLUSH
861ZIC

SURFACE
K2160WHI
K2140WHI (for extra
wiring space)

These switches do not have to be derated when used with fluorescent or inductive loads.

DIMENSIONS
86 x 86mm
FIXING CENTRES
60.3mm
BS EN 60669-1:1999

20A DP VERSIONS
K4787WHI is 20A DP
1 way version of K4781.
BS EN 60669-1: 1999
K4788WHI is 20A DP
1 way version of K4782.
BS EN 60669-1:1999



Technical Hotline
+44 (0)1268 563720

Logic Plus™

WIRING DEVICES
WHITE

Intelligent LED Dimmer Switch

220V TO 240V A.C. 50HZ
LED, TUNGSTEN FILAMENT
AND LOW VOLTAGE
HALOGEN LIGHTING

Intelligent Dimmer Switches

230V A.C. 50HZ
TUNGSTEN FILAMENT
AND LOW VOLTAGE
HALOGEN LIGHTING

Standard Dimmer Switches

230V A.C. 50HZ
TUNGSTEN FILAMENT

Dimmer Switches (NON UK)

200-250V A.C.
50 OR 60HZ



K1523WHILV



K1524WHILV



K1501WHILV



K1521WHILV



K1522WHILV



K1511WHI



K1531WHI



K1532WHI



K1533WHI



K1541WHI



K1561WHI



K1661WHI



4053PLWHIT9

K1523WHILV

1 GANG SINGLE
2 WAY
40W/VA - 300W/240VA
LED: 4-70W

K1524WHILV

1 GANG DOUBLE
2 WAY
40W/VA - 300W/240VA
LED: 4-70W

MOUNTING BOXES

FLUSH
861ZIC – 25mm deep min

SURFACE

K2140WHI – 30mm deep
Micro controller based circuitry to provide electronic soft-start and overload protection. Suitable for use with most major manufacturers LED lamps or electronic / wire wound transformers. Can also be used with good quality mains voltage GU10 halogen lamps.

Do not mix load types

This dimmer offers the user the ability to adjust the minimum brightness level.

Max number of lamps (10)

DIMENSIONS
86 x 86mm

FIXING CENTRES
60.3mm
BS EN 60669-2-1

1

K1501WHILV

1 GANG SINGLE
TWO WAY 60W/VA-500W/400 VA

K1521WHILV

1 GANG SINGLE
TWO WAY 40W/VA-300W/240 VA

K1522WHILV

1 GANG DOUBLE
TWO WAY 2 X 40W/VA-300W/240 VA

FLUSH

861ZIC/866ZIC

SURFACE

K2140WHI

Micro controller based circuitry to provide electronic soft-start and overload protection. Suitable for use with good quality mains voltage halogen lamps incorporating GU10 bases. Please check with lamp manufacturer to determine suitability.

DIMENSIONS

86 x 86mm

FIXING CENTRES

60.3mm

Conforms to BS EN 60669-2-1

1

K1511WHI

1 GANG SINGLE
ONE WAY 65-450W

K1531WHI

1 GANG SINGLE
ONE WAY 40-250W

K1532WHI

1 GANG DOUBLE
ONE WAY 2 X 40-250W

K1533WHI

1 GANG DOUBLE
TWO WAY 2 X 40-250W

K1534WHI

1 GANG SINGLE
TWO WAY 40-250W

K1535WHI

1 GANG SINGLE
TWO WAY 65-450W

MOUNTING BOXES

FLUSH
861ZIC/866ZIC

SURFACE

K2140WHI

Not suitable for fluorescent lamps or low voltage lighting.

DIMENSIONS

86 x 86mm

FIXING CENTRES

60.3mm

Conforms to BS EN 60669-2-1

1

K1541WHI

1 GANG SINGLE
ONE WAY

K1561WHI

1 GANG SINGLE
TWO WAY

K1641WHI

1 GANG SINGLE
ONE WAY

K1661WHI

1 GANG SINGLE
TWO WAY

K1661WHI

1 GANG SINGLE
TWO WAY

K1661WHI

1 GANG SINGLE
TWO WAY

MOUNTING BOXES

FLUSH
861ZIC/866ZIC

SURFACE

K2140WHI

PATRESS

For mounting in 16mm deep boxes a mounting frame 4053PLWHIT9 is available.

DIMENSIONS

86 x 86mm

FIXING CENTRES

60.3mm

1

40533PLWHIT9

CAN BE USED WITH
LOGIC PLUS DIMMERS TO
STAND PRODUCT FROM
MOUNTING SURFACE
WHERE BACK BOX DEPTH
IS NOT SUFFICIENT

DIMENSIONS

86 x 86mm

Patress thickness is 5mm

FIXING CENTRES

60.3mm

1


Blank Plates

Flex Outlet
FrontplateEuro Modular
FrontplatesEuro Power
Modules

20 AMP



K3825WHI K3827WHI



K3828WHI



K5033WHI




K1090WHI



K181WHI



K182WHI



K184WHI




K5830WHI



K5831WHI



K5832WHI



K5833WHI



K5834WHI



K5837WHI

- K3825WHI** 10
1 GANG MOULDED
ARCHITRAVE
- K3827WHI** 10
1 GANG MOULDED
- K3828WHI** 10
2 GANG MOULDED
- K5033WHI** 1
METAL

K3825WHI
For use with 3921ZIC and K2151WHI
MOUNTING BOXES.

K5033WHI
For use with 5120ALM deep metal box.

DIMENSIONS
K3825WHI: 86 x 31mm
K3827WHI: 86 x 86mm
K3828WHI: 86 x 146mm
K5033WHI: 178 x 165mm

FIXING CENTRES
K3825WHI: 60.3mm
K3827WHI: 60.3mm
K3828WHI: 120.6mm
K5033WHI: 133mm
BS 5733:2010

- K1090WHI** 10
FLEX OUTLET FRONTPLATE
UNFUSED

Complete with three pairs of terminals, each suitable for 2 x 2.5mm² conductors and a 1.5mm² flexible cord. A cord-grip is also fitted.

Frontplate thickness is 12.5mm.
Cable entry diameter is 11mm.

DIMENSIONS
86 x 86mm
FIXING CENTRES
60.3mm
BS EN 60670-22:2006

- K181WHI** 10
1 GANG EURO FRONTPLATE
ONE MODULE
APERTURE SIZE 25 X 50MM

- K182WHI** 10
K182GRA 10
1 GANG EURO FRONTPLATE
TWO MODULE
APERTURE SIZE 50 X 50MM

- K184WHI** 10
2 GANG EURO FRONTPLATE
FOUR MODULE
APERTURE SIZE 100 X 50MM

- K184GRA** 10
2 GANG EURO FRONTPLATE
FOUR MODULE
APERTURE SIZE 100 X 50MM

- K185WHI** 10
3 GANG EURO FRONTPLATE
SIX MODULE
APERTURE SIZE 150 X 50MM

MOUNTING BOXES
Suitable for flush boxes to BS 4662:2006 and surface boxes to BS 5733:2010 Refer to appropriate module for minimum box depth.

K185WHI MOUNTING BOX
35mm VTS8035 (For use with Pinnacle and Premier cable management systems) K2153WHI 30mm

FIXING CENTRES
1 GANG: 60.3mm 2 GANG: 120.6mm
BS 5733:2010 where applicable
Note: No grid required, modules just clip into place

- K5830WHI** 1
K5830BLK 1
UK 1 GANG EURO 2 MODULE
13A 250V SHUTTERED

- K5831WHI** 10
K5831BLK 10
GERMAN 2P+E
16A 250V SHUTTERED
EURO 2 MODULE (NON UK)

- K5832WHI** 10
K5832BLK 10
AMERICAN 2P+E
15A 127V SHUTTERED
EURO 2 MODULE (NON UK)

K5830 MOUNTING BOX
35mm minimum
46mm (for extra wiring space)
DIMENSIONS
50 x 50mm
BS 1363 Pt2:1995

K5831 MOUNTING BOX
46mm
DIMENSIONS
50 x 50mm
IEC 60884-1:2006

K5832 MOUNTING BOX
35mm
46mm (for extra wiring space)
DIMENSIONS
50 x 50mm
SASO 2204:2003

- K5833WHI** 10
K5833BLK 10
UK 1 GANG EURO 2 MODULE
5A 250V SHUTTERED

- K5834WHI** 10
K5834BLK 10
FRENCH/BELGIAN 2P+E
16A 250V SHUTTERED
EURO 2 MODULE (NON UK)

- K5837WHI** 1
K5837BLK 1
USB CHARGING MODULE
EURO 2 MODULE

K5833 MOUNTING BOX
35mm minimum
46mm (for extra wiring space)
DIMENSIONS
50 x 50mm
BS 546:1950

K5834 MOUNTING BOX
46mm
DIMENSIONS
50 x 50mm
NF C61-314

K5837 MOUNTING BOX
35mm, 46mm (for extra wiring space)
DIMENSIONS
50 x 50mm
USB charging sockets, each capable of supporting 2A charge (total of 2A).
IEC 60950-1
IEC 61000-6-1/3



Technical Hotline
+44 (0)1268 563720

Euro Datacom Modules

RJ11/12

RJ45 CAT 6

RJ45 CAT 5e

TELEPHONE



K5887WHI



K5887BLK



K5846WHI



K5846SBLK



K5864WHI



K5844WHI



K5845WHI



K5845BLK



K5820WHI



K5821WHI



K5821BLK

K5887WHI 5
K5887BLK 5
RJ11/12
ONE MODULE 25 X 50MM

Suitable for both RJ11 and RJ12 jacks
RJ11: 4 wire
RJ12: 6 wire
MOUNTING BOXES
Minimum box depth 25mm
FCC68
EN 41003

K5846WHI 5
K5846BLK 5
RJ45 CAT 6
ONE MODULE 25 X 50MM

K5846SWHI 5
K5846SBLK 5
RJ45 CAT 6 SCREENED
ONE MODULE 25 X 50MM

K5864WHI 5
RJ45 CAT 6 ANGLED
ONE MODULE 25 X 50MM

Cat 6 performance.
Suitable for both 568A and 568B wiring schemes.
MOUNTING BOXES
Minimum Box Depth 35mm
ISO/IEC 11801
EN 50173
TIA 568
EN 41003

K5844WHI 5
RJ45 CAT 5e ANGLED
ONE MODULE 25 X 50MM

K5845WHI 5
K5845BLK 5
RJ45 CAT 5e
ONE MODULE 25 X 50MM

Enhanced Cat 5 performance.
Suitable for both 568A and 568B wiring schemes.
Supplied with cable tie and cable anchors to secure wires in the connectors.

MOUNTING BOXES
Minimum box depth 25mm standard
ISO/IEC 11801
EN 50173
TIA 568
EN 41003

K5820WHI 5
K5820BLK 5
TELEPHONE MASTER
ONE MODULE 25 X 50MM

K5821WHI 5
K5821BLK 5
TELEPHONE SECONDARY
ONE MODULE 25 X 50MM

MOUNTING BOXES
Minimum depth 25mm
BS 6312 Pt 2

Mains operated products and extra low voltage modules must not be installed within the same frontplate.
Refer to BS 7671 IET Wiring Regulations for details.

Euro Multimedia Modules

TV CO-AXIAL OUTLETS FOR DIGITAL TV SCREENED
NON ISOLATED

HDMI

AUDIO



K5850WHI



K5850BLK



K5851WHI



K5851BLK



K5855WHI



K5855BLK



K5852WHI



K5852DABWHI



K5853WHI



K5853DABWHI



K5854DABWHI



K5807WHI



K5805WHI



K5806WHI

K5850WHI 5
K5850BLK 5
SINGLE OUTLET (IEC MALE)
ONE MODULE 25 X 50MM

K5851WHI 5
K5851BLK 5
SINGLE OUTLET
(IEC FEMALE)
ONE MODULE 25 X 50MM

K5855WHI 5
K5855BLK 5
SINGLE F-TYPE SATELLITE
SOCKET
ONE MODULE 25 X 50MM

Fully screened non isolated TV outlets containing a combination of single, TV/FM Diplexer and TV/FM/SAT Triplexer for use within digital TV systems and interactive TV services. Single outlets for connection to a single TV, FM or Satellite co-axial aerial lead.

K5852WHI 5
K5852BLK 5
TWIN OUTLET
TV/FM DIPLEXER
TWO MODULE 50 X 50MM
(IRELAND ONLY)

K5852DABWHI 5
K5852DABBLK 5
TWIN OUTLET TV-FM/DAB
DIPLEXER
TWO MODULE 50 X 50MM

K5853WHI 5
K5853BLK 5
TRIPLE OUTLET
TV/FM/SATELLITE TRIPLEXER
TWO MODULE 50 X 50MM
(IRELAND ONLY)

TV/FM diplexer units for connection to a single co-axial aerial lead with combined TV and FM signals.
TV/FM/SAT triplexer units for connection to a single co-axial aerial lead with combined TV, FM and Satellite signals

K5853DABWHI 5
K5853DABBLK 5
TRIPLE OUTLET
TV-FM/DAB-SAT TRIPLEXER
TWO MODULE 50 X 50MM

K5854DABWHI 5
K5854DABBLK 5
QUAD OUTLET
TV-FM/DAB-2XSAT
TWO MODULE 50 X 50MM

K5807WHI 5
K5807BLK 5
FEMALE HDMI OUTLET

K5807 Female HDMI Outlet is HDMI 1.1, 1.2, 1.3 and 1.4 compatible, HDCP compliant.

DATA RATE
Up to 2.25 Gbps

SCAN
Up to 1080p/1920x1200

INPUT CONNECTOR
1 x HDMI Female (Type A)

OUTPUT CONNECTOR
1 x HDMI Female (Type A)

Supports high resolution input

PC
VGA, SVGA, SXVGA (1280x1024) and UXGA (1600x1200, 1920x1200)

HDTV
480p, 720p, 1080i and 1080p
HDMI input cable should be no larger than 20m.

DIMENSIONS
50 x 50 x 20mm

K5805WHI 5
K5805BLK 5
AUDIO BINDING POST
SET FOR SINGLE LOUD
SPEAKER

K5806WHI 5
K5806BLK 5
RCA TO SCREW
TERMINATION SET
1 RED AND 1 BLACK

DIMENSIONS
50 x 25 x 28mm

These products are fully compatible with Labgear TV distribution systems and are approved for use in "Sky Homes" and "Homes On" specifications

MOUNTING BOXES

Min box depth 32mm

DIMENSIONS

1 Module 25 x 50mm

2 Module 50 x 50mm

BS 3041:1997

IEC 169-2:1965

BS EN 50083 & BS 5733:2010

where applicable

PERFORMANCE

SINGLE OUTLETS

TV/FM Iec Male Or Female

DC-950MHz

SAT F-TYPE

DC-1.75GHz

TV/FM/SAT PRODUCTS

Outlet:

TV:

FM/DAB:

SAT:

Outlet:

TV:

FM:

SAT1:

Diplexer

5-65MHz

470-862MHz

87.5-108MHz

N/A

Triplexer

5-65MHz

470-862MHz

87.5-108MHz

950-2300MHz

TV/FM/DAB/SAT PRODUCTS FOR DIGITAL RADIO

Outlet:

TV:

FM/DAB:

SAT OR SAT1:

Outlet:

TV:

FM:

SAT1:

SAT2:

Diplexer

5-65MHz

470-862MHz

87.5-230MHz

N/A

Triplexer

5-65MHz

470-862MHz

87.5-230MHz

950-2300MHz



Technical Hotline
+44 (0)1268 563720

Logic Plus™

WIRING DEVICES
WHITE

LJU6C Datacom Frontplates

LJU6C Datacom Modules


BLANKS

RJ11/12

RJ45 CAT 6

RJ45 CAT 5e

BLANKS



K180WHI



K172WHI




K5787WHI




K5746WHI



K5745WHI



K170WHI



K188WHI K188BLK




K5746BLK



K5745BLK



K170BLK



K186WHI K186BLK



K5746SWHI



K5746SBLK

K180WHI 10
TWO MODULE
BLANK 50 X 50MM

K188WHI 10
K188BLK 10
ONE MODULE
BLANK 25 X 50MM

K186WHI 10
K186BLK 10
HALF MODULE
BLANK 12.5 X 50MM

BS 5733:2010 where applicable

K172WHI 10
1 GANG TWIN
LJU6C FRONTPLATE
TWO MODULE
APERTURE SIZE
22 X 37MM

MOUNTING BOXES
suitable for flush boxes to
BS 4662:2006 and surface
boxes to BS 5733:2010

Refer to appropriate module
for minimum box depth.

FIXING CENTRES
1 GANG: 60.3mm
2 GANG: 120.6mm
BS 5733:2010 where applicable
Note: No grid required,
modules just clip into place.

K5787WHI 5
RJ11/12
ONE MODULE

Suitable for both RJ11 and
RJ12 jacks.

RJ11: 4 wire
RJ12: 6 wire

MOUNTING BOXES
Minimum box depth 25mm
FCC68
EN41003

K5746WHI 5
K5746BLK 5
RJ45 CAT 6
ONE MODULE

K5746SWHI 5
K5746SBLK 5
RJ45 CAT 6
SCREENED
ONE MODULE

Cat 6 performance.
Suitable for both 568A and
568B wiring schemes.

MOUNTING BOXES
Minimum Box Depth 35mm
ISO/IEC 11801
EN 50173
TIA 568
EN 41003

K5745WHI 5
K5745BLK 5
RJ45 CAT 5e
ONE MODULE

Enhanced Cat 5 performance.
Suitable for both 568A and 568B
wiring schemes.

MOUNTING BOXES
Minimum box depth 25mm
ISO/IEC 11801
EN 50173
TIA 568
EN 41003

K170WHI 10
K170BLK 10
ONE MODULE BLANK

BS 5733:2010 where applicable

Telephone Socket Outlets

FLUSH



K422WHI



K427WHI



K4817WHI



K3540WHI

TV/FM and Satellite Co-Axial Socket Outlets

FOR DIGITAL AND INTERACTIVE SERVICES
SCREENED, NON ISOLATED
FLUSH



K3550WHI



K3551WHI



K3555WHI



K3552WHI



K3552DABWHI



K3553WHI



K3553DABWHI



K3554DABWHI

- K422WHI** 10
1 GANG
TELEPHONE MASTER
- K427WHI** 10
1 GANG
TELEPHONE SECONDARY
- K4817WHI** 10
1 GANG
RJ11 TELEPHONE SOCKET
- K3540WHI** 10
3 PIN WITH
TELEPHONE SYMBOL
(NON UK)
- 400NAT** 10
IDC INSERTION TOOL

BS 6312 Pt 2
K4817 FCC 68
K3540
Accepts standard BS 546
2A 2 pin and earth plug where 2 pins are
used for telephone circuits and the earth
pin is used to ensure correct polarity.
BS 546:1950 where applicable

- K3550WHI** 1
SINGLE OUTLET
(IEC MALE)
- K3551WHI** 5
SINGLE OUTLET
(IEC FEMALE)
- K3555WHI** 1
SINGLE OUTLET
F-TYPE SATELLITE SOCKET
- K3552WHI** 5
TWIN TV/FM
DIPLEXER

Fully screened non isolated TV outlets
containing a combination of single,
TV/FM Diplexer, TV/FM/SAT Triplexer
and secondary telephone outlets for
use within digital TV systems and
interactive TV services.

- K3552DABWHI** 1
TWIN TV/FM
DAB DIPLEXER
- K3553WHI** 5
TRIPLE TV/FM/SAT
TRIPLEXER
- K3553DABWHI** 1
TRIPLE TV/FM DAB/SAT
TRIPLEXER
- K3554DABWHI** 1
QUAD TV/FM DAB/SATX2
QUADPLEXER

Single outlets for connection to a single
TV, FM or Satellite co-axial aerial lead.
TV/FM diplexer units for connection to a
single co-axial aerial lead with combined
TV and FM signals.

MOUNTING BOXES

Minimum box depth 32mm		
1 GANG:	Flush:	866ZIC
	Surface:	K2181WHI
2 GANG:	Flush:	886ZIC
	Surface:	K2183WHI

DIMENSIONS

1 GANG:	86 x 86mm
2 GANG:	86 x 146mm

FIXING CENTRES

1 GANG:	60.3mm
2 GANG:	120.6mm

PERFORMANCE

Refer to page 474 for technical
specification.

TV/FM and Satellite Co-Axial Socket Outlets with Telephone Outlet

FOR DIGITAL AND INTERACTIVE TV SERVICES
FLUSH



K3557WHI



K3561WHI



K3560DABWHI



K3561DABWHI



K3562WHI



K3563WHI



K3563DABWHI



K3564DABWHI



K3565DABWHI



K3566DABWHI

K3557WHI
SINGLE OUTLET
(IEC MALE)
WITH TELEPHONE
SECONDARY

1

K3561WHI
TRIPLE TV/FM/SAT
TRIPLEXER
WITH TELEPHONE
SECONDARY

5

Single outlets for connection to a single TV, FM or Satellite co-axial aerial lead.
TV/FM diplexer units for connection to a single co-axial aerial lead with combined TV and FM signals.

K3560DABWHI
TWIN TV/FM DAB DIPLEXER
WITH TELEPHONE SECONDARY

1

K3561DABWHI
TRIPLE TV/FM DAB/SAT TRIPLEXER
WITH TELEPHONE SECONDARY

1

K3562WHI
TWIN TV/FM DIPLEXER
WITH SINGLE TV (IEC MALE)
AND TELEPHONE SECONDARY

5

K3563WHI
TRIPLE TV/FM/SAT TRIPLEXER
WITH SINGLE TV (IEC MALE)
AND TELEPHONE SECONDARY

5

Telephone Secondary outlet for use with interactive TV digital services.

K3562 and K3563 outlets with additional single TV (male) outlet for secondary distribution of TV signal

K3563DABWHI
TRIPLE TV/FM DAB/SAT TRIPLEXER
WITH SINGLE TV (IEC MALE)
AND TELEPHONE SECONDARY

1

K3564DABWHI
QUAD TV/FM DAB/SATx2 QUADPLEXER
WITH TELEPHONE SECONDARY

1

K3565DABWHI
QUADPLEXER + RJ45
AND TELEPHONE SECONDARY

1

K3566DABWHI
QUADPLEXER
WITH TELEPHONE SECONDARY
AND SINGLE TV (IEC MALE)

1

TV/FM and Satellite Co-Axial Socket Outlets

NON ISOLATED
FLUSH

ISOLATED
FLUSH



K3520WHI



K3523WHI



K3525WHI



K3525D1WHI



K3521WHI



K3522WHI



K3631GRA




K3632WHI




K3633GRA




K3634WHI



K3636WHI



K3638WHI



K3639WHI

K3520WHI 10
SINGLE OUTLET

K3523WHI 10
TWIN OUTLET

K3525WHI 10
SINGLE F TYPE
SATELLITE SOCKET

K3525D1WHI 10
TWIN F TYPE
SATELLITE SOCKET

MOUNTING BOXES
FLUSH
861ZIC (25mm)
SURFACE
K2140WHI

Single outlet for connection to a single TV or FM co-axial aerial lead. Twin outlet for connection to each of two separate TV/FM, co-axial aerial leads.

DIMENSIONS
86 x 86mm
FIXING CENTRES
60.3mm
BS 5733:2010 where applicable
BS 3041:1977
IEC 169-2:1965

K3521WHI 10
SINGLE OUTLET

K3522WHI 10
TWIN OUTLET
WITH FM/TV DIPLEXER

MOUNTING BOXES
FLUSH
861ZIC (25mm)
SURFACE
K2140WHI

Provides safety isolation rated at 2000Va.c. between aerial lead and socket.
Single outlet for connection to a single TV or FM co-axial aerial lead.
Twin outlet with TV/FM diplexer for connection to single co-axial aerial lead with combined TV & FM signals.

DIMENSIONS
86 x 86mm
FIXING CENTRES
60.3mm
BS 5733:2010 where applicable
BS 3041:1977 IEC 169-2:1965

K3631WHI 10
1 MODULE

K3631GRA 10

K3632WHI 10
2 MODULE

K3632GRA 10

K3633WHI 10
3 MODULE

K3633GRA 10

K3634WHI 10
4 MODULE

K3634GRA 10

All modules from the Grid Plus range can be used with these frontplates.

DIMENSIONS
1 & 2 MODULE: 86 x 86mm
3 & 4 MODULE: 86 x 146mm
6 & 8 MODULE: 146 x 146mm
12 MODULE: 206 x 146mm
BS 5733:2010

K3636WHI 1
6 MODULE

K3636GRA 1

K3638WHI 1
8 MODULE

K3638GRA 1

K3639WHI 1
12 MODULE